



ପ୍ରାଣୀପାଳକ ଓ ପ୍ରାଣୀଚିକିତ୍ସା ନିର୍ଦ୍ଦେଶାଳୟ, ଓଡ଼ିଶା, କଟକ  
Directorate of Animal Husbandry & Veterinary Services,  
Odisha, Mangalabag, Cuttack-753001  
Phone no.-0671-2414629, Email-dahvsorissa@gmail.com,  
Website-http://odishaahvs.nic.in



Letter No. 4736 <sup>(30)</sup> / Vet, Dt. 16-04-2022

XI-21/2020

To

All the Chief District Veterinary Officers

**Sub:- Selection of beneficiaries for implementation of various Poultry Devt. Schemes under state plan for the year 2022-23.**

Sir

In inviting a reference to the subject cited above, It is to inform that for enhancing livelihoods, for generation of additional income and to create self-employment in rural areas, target has been fixed for various Poultry Devt. Schemes under state plan for the year 2022-23 (copy enclosed).

Hence, it is requested for selection of beneficiaries and WSHGs for the above schemes . Further the target for PVTG House Holds will be communicated to the concerned 12 districts on receipt of the same from the Govt.

This is to be given **top priority**.

Encl: Copy enclosed

Memo No. 4737 / Vet, Dt. 16-04-2022

Yours faithfully,

**DIRECTOR**

Copy forwarded to the Commissioner-cum-Director Mission Shakti, Odisha for information and requested to communicate the field officials in the district for extending their co-operation in selection process.

Memo No. 4738 / Vet, Dt. 16-04-2022

**DIRECTOR**

Copy forwarded to the Addl. Secretary to Govt. F & ARD Deptt., Odisha for information.

Memo No. 4739 / Vet, Dt. 16-04-2022

**DIRECTOR**

Copy forwarded to the Programme Director, OPELIP for information and necessary action.

**DIRECTOR**



## ANNEXURE- B

**'Support to farmers for layer farming (1000 bird capacity) in cage system in individual mode**

Tentative District wise target for the year 2022-23


Sl No	Name of the District	No. of Blocks per District	Total No. of GP in the District	Farmers to be selected district wise
1	Angul	8	226	10
2	Bargarh	12	254	8
3	Bhadrak	7	218	8
4	Balasore	12	360	8
5	Bolangir	14	159	9
6	Boudh	3	71	3
7	Cuttack	14	373	25
8	Deogarh	3	72	8
9	Dhenkanal	8	183	9
10	Gajapati	7	149	10
11	Ganjam	22	503	11
12	Jagatsinghpur	8	189	9
13	Jajpur	10	311	9
14	Jharsuguda	5	78	5
15	Kalahandi	13	310	6
16	Kandhamal	12	171	5
17	Keonjhar	13	249	10
18	Kendrapada	9	279	10
19	Khordha	10	173	15
20	Koraput	14	240	9
21	Malkangiri	7	93	6
22	Mayurbhanj	26	404	26
23	Nowaranagpur	10	189	9
24	Nayagarh	8	196	16
25	Nuapada	5	131	9
26	Puri	11	241	10
27	Rayagada	11	182	10
28	Sambalpur	9	138	10
29	Subarnapur	6	109	5
30	Sundergarh	17	279	12
	<b>Total</b>	<b>314</b>	<b>6530</b>	<b>300</b>

*[Signature]*  
18.4.22

**Project Proposal in ARD Sector for  
'Support to farmers for Layer farming (1000 bird capacity)  
in Cage System' in individual mode  
under  
'State Plan' during the year 2021-22**

**(State share-Rs 303.68 Lakh)  
(Period 2021-22)**

**Directorate of Animal Husbandry & Veterinary Services,  
Odisha, Cuttack**

  
12.8.21  
**Special Secretary to Govt.  
F & ARD Department.**

**Modalities for implementation of the scheme 'Support to farmers for layer farming (1000 bird capacity ) in Cage System' in Individual mode during the year 2021-22**

---

**Background**

Poultry has been the fastest growing sector in providing employment to a significant number of farmers and entrepreneurs in the State. Poultry rearing is done mostly for the egg and meat production. The Odisha Poultry Policy 2015 has targeted to achieve of 120 lakhs egg production per day by 2025.

Odisha has a poultry layer population of 86.00 lakh birds in the commercial sector and 41.3 lakh hens in the backyard sector producing around 78 lakhs eggs per day. However, to increase the egg demands of the state and enhance the per capita availability of eggs, the layer poultry farming has to grow substantially. Under this state plan scheme, layer units with 1000 bird capacity in cage system will be promoted among the farmers.

**Aim:**

This scheme aims to support 100 farmers to establish layer farming in Cage system for income generation and to ensure household food security in rural area during 2021-22.

**Objectives:**

- To increase the egg production in the state.
- Enhance livelihoods and incomes among farmers through egg production.
- To support the nutritional requirement of the population through consumption of animal protein.
- To build the capacity of the farmers for under taking Layer Farming in Cage system as a profitable enterprise.

**Target Beneficiaries:**

Under the scheme 100 farmers/ entrepreneurs will be covered.

**1. Selection of farmers.**

- i. Individuals, farmers and entrepreneurs will be eligible to avail support under the scheme.
- ii. Each Beneficiary will apply online ( <http://www.fardodisha.gov.in> // <https://odishaahvs.nic.in> ) or in the prescribed format as specified in **Annexure-I**, to the respective Block Veterinary Officer (BVO) through local





Livestock Inspector (LI)/ Veterinary Technician (VT) / Sub Assistant Veterinary Surgeon (SAVS).

- iii. All beneficiaries covered under the Scheme should mandatorily be Aadhaar linked to avoid duplication.
- iv. The BVO shall compile the Block wise applications and thereafter undertake a joint verification of the site for the proposed poultry unit. The Block Level Inspection Team shall comprise of the following members
  - a. BVO/AVAS
  - b. Concerned Livestock Inspector
- v. The block level inspection team will take a geo tagged photograph of the site (minimum 4 photos from all angles of the site) at the time of initial inspection. The team has to ensure that the proposal is a new project. **Annexure-II**
- vi. On recommendation by the Block Level Inspection Team, the respective BVO shall forward the applications for rearing of Layer birds to the CDVO.
- vii. On receipt of applications by the CDVO, a District Level Committee comprising of CDVO, ADVO (LP) and PD, DRDA under the Chairmanship of the District Collector shall approve the final list of beneficiaries of the District.
- viii. After approval of the list, Go ahead letter to the eligible farmers will be issued by the concerned CDVO in the format enclosed at **Annexure-III**.
- ix. The L.Is Prani Mitras/ Gomitras/ other such workers will be tied up for providing handholding support to the farmers.
- x. After issue of go-ahead letter, the farmer will construct the poultry shed and other infrastructure as required in cage system of farming.
- xi. Thereafter, the block level Inspection Team will inspect the poultry shed within 2 weeks period from date of intimation by the beneficiary. They will take a geo-tagged photograph of the layer shed.
- xii. The Inspection Team will submit the geo-tagged photograph of the layer shed and recommend to the concerned CDVO for release of subsidy.
- xiii. There after the beneficiary will start rearing of birds. After induction of birds of 14 weeks old , the beneficiary will intimate local AVAS/ BVO in the format enclosed at **Annexure-IV**.
- xiv. The Block level inspection team will inspect the fully stocked layer unit. They will take a Geo-tagged photograph of the layer unit and recommend to the concerned CDVO for release of subsidy in phases. The subsidy will be released in three phases through DBT mode to the beneficiary, 30% just after construction of poultry shed in 1st phase, 30% after installation of cage in 2nd

 12/8/21




phase and finally 40% after establishment of unit with due asset verification of the inspection team in 3rd phase.

- xv. The subsidy should be transferred to the beneficiary in the Aadhar linked bank account through DBT.
- xvi. The CDVO concerned will submit a monthly report on the implementation of the scheme to the Directorate of AH & VS, Odisha through the online Decision Support System (DSS).
- xvii. The beneficiaries list will be submitted by the CDVO to the Director AH & VS which will be uploaded in the website of Directorate of AH & VS.
- xviii. The District wise list of beneficiaries to be covered is at **Annexure - VI**. The Director AH&VS can revise the district wise targets based on the demand.

#### **Modalities of Implementation:**

1. The beneficiary will be provided a maximum of 40% subsidy of Rs 3,03,680.00 per layer unit.
2. The selection of beneficiary shall be made in a transparent manner by the CDVOs. Identification of beneficiaries must be made with Aadhar linking at the time of submission of application.
3. The CDVOs and BVOs should facilitate credit linkage from banks to the farmers for availing loans to create a Layer farms in cage system, as per the requirement of the beneficiary.
4. CDVOs in consultation with Lead District Manager of the concerned district shall take steps for arranging bank loan to the farmers for successful implementation of the scheme.
5. The subsidy amount shall be released to the Aadhar linked bank account of the beneficiary through DBT mode in three phases through DBT mode to the beneficiary, 30% just after just after construction of poultry shed in 1st phase, 30% after installation of cage in 2nd phase and finally 40% after establishment of unit with due asset verification of the inspection team in 3rd phase.
6. All projects shall be Geo tagged with photographs and release of subsidy shall be made only after joint verification of the project by concerned BVO, Livestock Inspector and concerned Panchayat Extension Officer of the G.P.
7. No additional manpower or Consultants shall be engaged for implementation of the scheme. This scheme shall be implemented with existing field staff.
8. No funds shall be kept towards administrative expenditure under this scheme.
9. Those beneficiaries who have availed subsidies in similar types of schemes of Govt. of India or State Government previously shall not be included under this

  
12.8.21



scheme. While selecting the beneficiaries priority should be given to Women SHGs, ST, SC and migrant workers etc.

10. Quality checking of chicks procured by the beneficiaries shall be ensured by concerned BVOs.
11. The layout and designs for the poultry shed with specifications shall be communicated in the guidelines of the scheme by the Director of Animal Husbandry and Veterinary Services.

#### **Training of the farmers/ individual members of WSHG**

- i. Training will be organized at Block Head Quarter level or any other convenient place after final approval of the list.
- ii. The Layer unit in cage system will be managed by the individual farmers.
- iii. Each farmer will be trained on recommended management practices on feeding and watering, brooding and rearing young chicks, record keeping, etc.
- iv. The concerned Livestock Inspectors, Gomitras and PraniMitras will have to guide the farmers in field for managing the Broiler units.
- v. The capacity building of LIs, Gomitras, PraniMitras will be taken up by the Deptt.

#### **Procurement of Layer Chicks:-**

- i. Kalinga Brown/RIR/ Gramapriya/Pallishree/CARI Sonali/CARI Priya of 14 weeks old sexed birds will be procured directly by the beneficiaries from reputed sources. The BVOs and Livestock Inspectors should ensure that quality of birds are procured by the beneficiaries.

#### **Health Care Measures**

The BVO will provide all technical guidance to the beneficiaries for maintaining proper veterinary health care and immunization of the poultry birds.

#### **Monitoring and supervision**

- Regular supervision and monitoring will be done by the Directorate of AH & VS. The scheme will be reviewed by the Directorate of AH&VS on a fortnightly basis.
- The district wise target will be fixed by the Directorate of AH & VS in consultation with CDVOs.
- Proper documentation will be done by taking geo tagged photographs of each layer unit along with beneficiaries.

  
12.8.21



- The CDVO of the district will supervise and monitor the implementation of the scheme with the field functionaries as well as coordination with the district administration.
- All data with regard to the scheme should be entered online on the DSS portal at Block and district level.
- The monthly progress report will be submitted by CDVO every month in the online DSS portal.

### Scheme Out-Lay:

The unit cost of 1000 birds' layer unit in Cage system is Rs. 7,59,200.00 The total expenditure under state plan for establishing 100 Semi Commercial layer units during the years 2021-22 is Rs. 303.68 lakh .

Year	Unit Cost Rs in lakh	No. of Unit	Cost towards establishment of layer farms in cage system Rs in lakh(State plan funding 40%)
2021-22	7.592	100	303.68
Total		100	303.68

### Time Frame

The project will be under taken during the year 2021-22.

### Cost of one layer unit:

Sl. No.	Particulars	Cost (Rs.)
<b>A. Fixed Cost</b>		
1.	Cost of Layer shed (55ft X 18ft= 990 sq ft ) x Rs 200	1,98,000.00
2.	Cost of cage for 1024 bird x Rs 150/bird	1,53,600.00
3	Electrification and drinking water arrangement= Rs 18./bird	18,000.00
	<b>Total</b>	<b>3,69,600.00</b>
<b>B. Recurring Cost</b>		
Sl. no.	Particulars	Cost (Rs.)
2.	Cost of 14 weeks old bird(Pullet) 220 x 1000	2,20,000.00
3.	Feed cost per bird from 15 to 18 weeks age: 1.8 Kg x Rs.22.00 x 1000 birds	39,600.00
4	Feed cost per bird from 19 to 25 weeks age:4 Kg x	1,12,000.00

*12.8.21*

*[Signature]*

	Rs.28.00 x 1000 birds	
	Feed cost for 26 to 72 week (47 weeks) (110 gm per bird per day x 329 days days x Rs.28.00 per kg x 1000 birds)= Rs 10,08,000.00	This amount is to be born by the farmer from sale proceed of egg
4.	Medicine and vaccine cost @ Rs 10/bird x500 x 2 batch	10,000.00
5.	Electricity, labor and disinfectants @ Rs.10/bird x 500x 2 batch	8,000,00
<b>Total</b>		

**3,89,600.00**

**Total project cost = A +B (3,69,600.00+3,89,600.00) = Rs 7,59,200.00**

**Note:-**

1	Feed cost for 26 to 72 weeks (47 weeks) (110 gms per bird per day x 329 days xRs 28.00 per KG x 1000 bird) = Rs 10,08,000.00 This amount is to be borned by the farmer from sell proceeds of egg and hence this has not been taken into expenditure component.
2	Supplimentation of home grown materials like azola, berseem, cow pea, bilati poi and other spinaches can reduce the feed cost by 10% from the above estimated feed cost i.e (10% of Rs 10,08,000 = Rs 1,00,800.00
3	Expenditure towards feeding birds for 47 weeks = Rs 10,08,000 – Rs 1,00,800 = Rs 9,07,200/-
4	Recurring expenditure= Rs 3,89,600.00
5	Total expenditure = Rs 12,96,800.00

**Income calculation for 1000 Layers**

1	Production of egg ( 1000 bird x 260 eggs x Rs 5.00 )	Rs 13,00,000.00
2	Sale of culled bird (920 birds x Rs.150.00)	Rs. 1,38,000.00
3	Sale of gunny bag	Rs 9,000.00
4	Sale of manure	Rs 2,000.00
	<b>Total</b>	<b>Rs 14,49,000.00</b>

**Net profit= Rs 14,49,000.00-Rs 12,96,800 (9,07,200.00+3,89,600.00)  
= Rs 1,52,200.00 in 14**

**month**

**= Rs 10,871.00 per month**

**Out-Lay of the Project for one year**

Sl.	Particulars	Subsidy	Units	Amount
-----	-------------	---------	-------	--------

*12.8.21*

*[Signature]*

No		Amount in Rs. per Farmer		(Rs. in lakh)
1	Financial Outlay (@ Rs. 3,03,680.00/- as back ended subsidy per farmers ( 40% subsidy on Project cost of Rs. 7.592 lakhs for 1000 layer birds i.e Kalingabrown/ RIR/ Grama Priya/ Pallishree/CARI Sonali/CARI Priya breed	3,03,680.00	100	303.68
	<b>Total :</b>			303.68

*[Handwritten Signature]*  
12.8.21

*[Handwritten Signature]*

Application Form

Passport Size  
Photo

(Self Attested)

- 1) Name of the Farmer
- 2) Address

a. Village:

b. G.P:

c. Block:

d. Khata No.:

e. Plot No.

f. Area:

- 3) Mobile number
- 4) Category (Gen/SC/ST/OBC)
- 5) Male/Female
- 6) Age
- 7) Any previous experience in rearing poultry birds
- 8) Identification proof (Aadhaar card)  
(Copy to be enclosed)
- 9) Land document/lease deed photocopy submitted:- Yes/ No
- 10) How to arrange 60% of project cost – Self finance/ Bank loan
- 11) If bank loan consent letter from bank – Yes/ No
- 12) Bank A/C no. With IFSC No. For DBT (Photograph of the first page of the bank pass book):
- 13) Self declaration:

(I do hereby declare that the above facts are true to the best of my knowledge and I am willing to take up Layer Farming in Cage system and utilize the govt. assistance for the said purpose).


Recommended by  
applicant

(Local LI)

List of documents attached:

1. Land or Lease Document
2. Aadhaar Card Xerox Copy
3. Pass Book Photograph (1st page)

Signature of the





OFFICE OF THE CHIEF DISTRICT VETERINARY OFFICER

GO-AHEAD LETTER

Letter No.: \_\_\_\_\_ / Date \_\_\_\_\_ Valid Till \_\_\_\_\_

Sri/Smt/ \_\_\_\_\_, category \_\_\_\_\_ S/O,  
D/O,W/O \_\_\_\_\_ is willing to set up a layer farm in Plot no.  
\_\_\_\_\_ & Khata No. \_\_\_\_\_ with an area \_\_\_\_\_ of  
Village: \_\_\_\_\_, GP: \_\_\_\_\_, Block- \_\_\_\_\_,  
Dist: \_\_\_\_\_ which was verified/ inspected by the **Block level Inspection  
Team** on dated \_\_\_\_\_ and recommended your application.

The subsidy amount shall be released to your Aadhar linked bank account through DBT mode in three phases after due asset verification of the inspection team. The subsidy amount will be released in 3 Phases as below:

- 1<sup>st</sup> Phase: 30% just after just after construction of poultry shed
- 2nd phase: 30 % after installation of cages
- 3rd phase: 40% after induction of pullets and establishment of the full unit

After successful completion of each phase of work as scheduled you will be entitled to receive back ended subsidy after asset verification on written intimation given by you regarding induction of chicks. You are requested to intimate the Block Veterinary Officer immediately after completion of each phase work in the prescribed format for asset verification.

CDVO

 12.8.21



Format for Intimation by Beneficiary

To

The Block Veterinary Officer, .....

Sub:- Completion of Layer farm infrastructure and Induction of Layer birds in my Farm

Sir/ Madam

As per the Go-Ahead letter received by me, I have completed necessary infrastructure for rearing 1000 Layer birds in Cage system and inducted ..... nos of chicks in my farm on dated .....

Therefore, I request you to visit my farm for asset verification.

Yours faithfully,

(Name in Full)

Mobile No. -

Address -

  
12.8.21



**Asset verification report by Block Level Inspection Team**

1. Name of the farmer with address:
2. Name of the Block:
3. Type of the Shed:
4. Construction as per specification: Yes/ No
5. No. of birds actually being reared on date of verification:
6. Source of Procurement of chicks with date: Attach the receipt
7. Approximate age of the birds:
8. Eligible amount of assistance:

Certified that the above particulars were collected at the doorstep of the farmer during verification by the team. A geo-tagged photograph of the unit along with birds has been taken and enclosed for reference. The back ended subsidy may be released.

**Signature of the Farmer**

**Signature of the Block Level Inspection**

**Team**

  
12.8.21

